

# Overview - Public Entities Quarterly Reporting

Approved receipts

1,8

62,6%

Approved spending

2,2

40,9%

Surplus/(deficit)

-0,4

- ☒ R billion
- ☐ R million
- ☐ R thousand

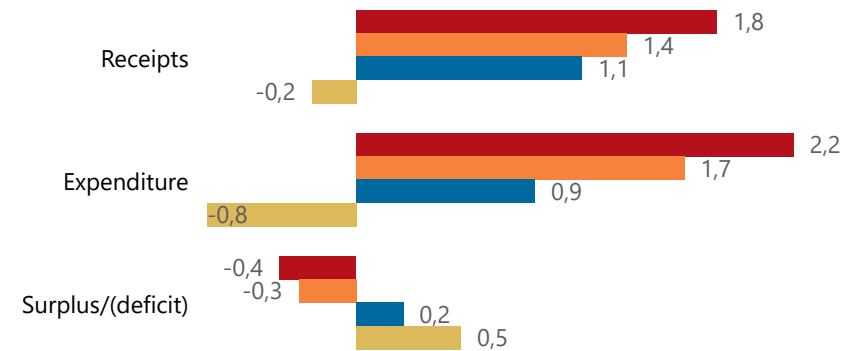


**national treasury**

Department:  
National Treasury  
REPUBLIC OF SOUTH AFRICA

## Consolidation

● Approved ● Forecast ● YTD ● Variance



## Composition of receipts



## Quarter

3

## Cluster

All

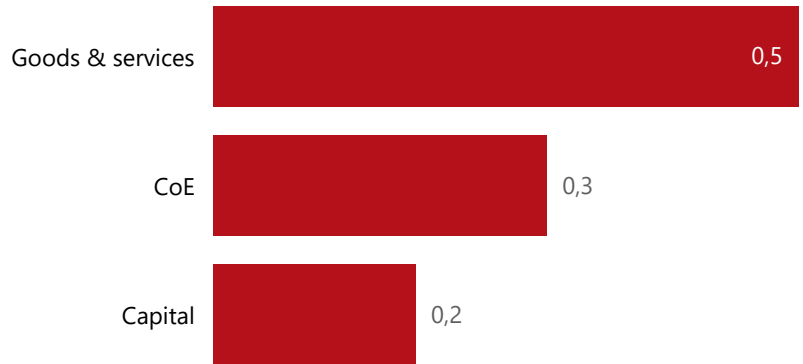
## Department

Home Affairs

## Entity

Government Printing Works

## Composition of spending



## Functional grouping



## Spending by PFMA schedule

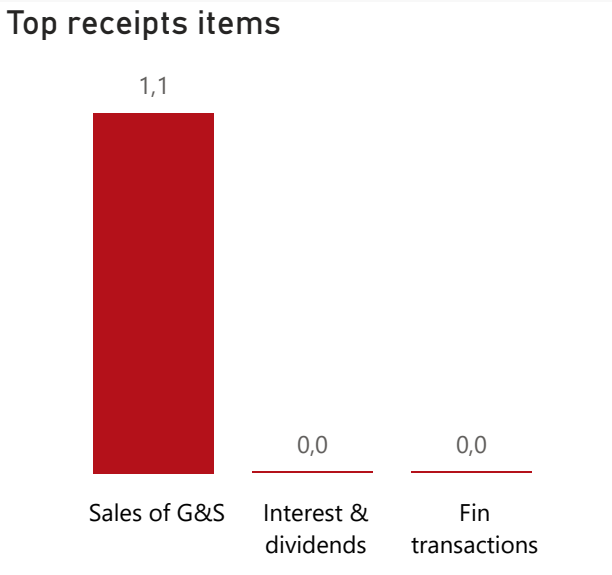
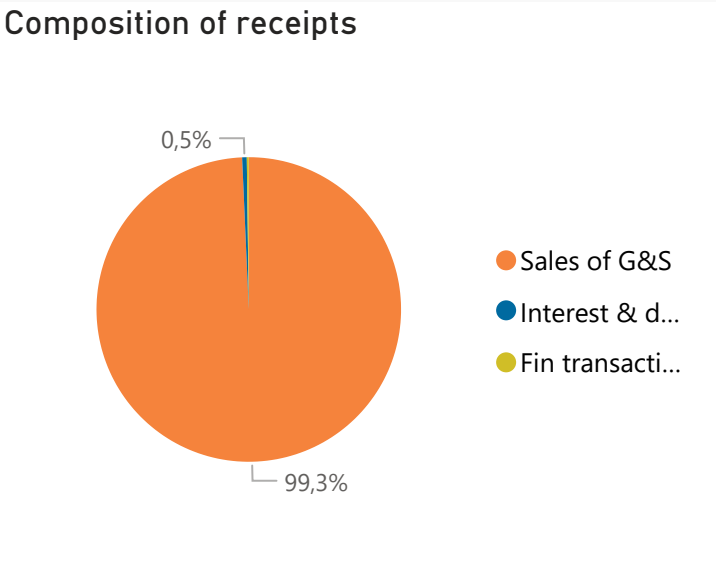
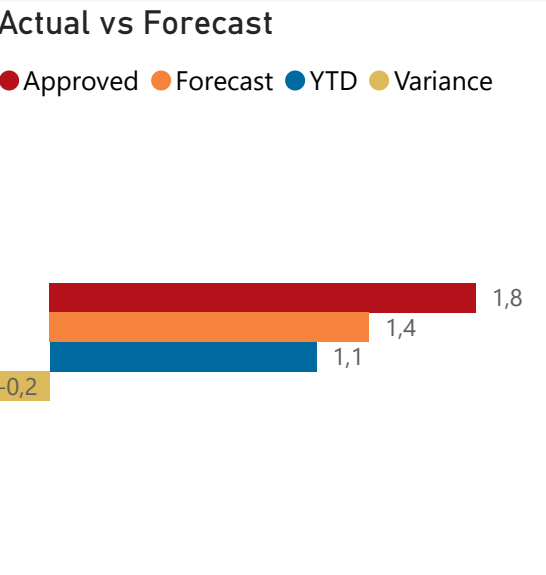


# Public Entities Receipts

Approved sales of G&S  
1,8 62,2%

Approved transfers  
(Blank) (Blank)

- ☒ R billion
- ☐ R million
- ☐ R thousand



Quarter  

3

Cluster  

All

Department  

Home Affairs

Entity  

Government Printing Works

## Top 5 Transfers

Receipts			
Level 3	Approved	YTD	% YTD
+ Sales of G&S	1,8	1,1	99,3%
+ Interest & dividends	0,0	0,0	0,5%
+ Fin transactions		0,0	0,2%
Total	1,8	1,1	100,0%

# Public Entities Spending

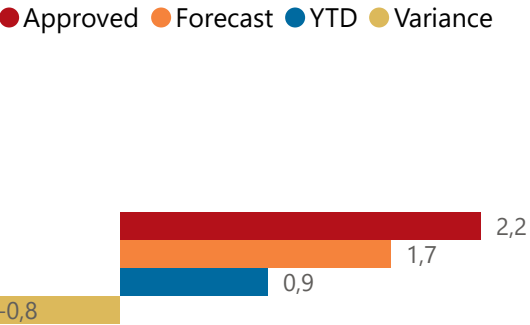
Approved CoE	0,4	61,1%	Approved G&S	0,9	51,4%	Approved transfers	(Blank)	(Blank)
--------------	-----	-------	--------------	-----	-------	--------------------	---------	---------

- ☒ R billion
- ☐ R million
- ☐ R thousand

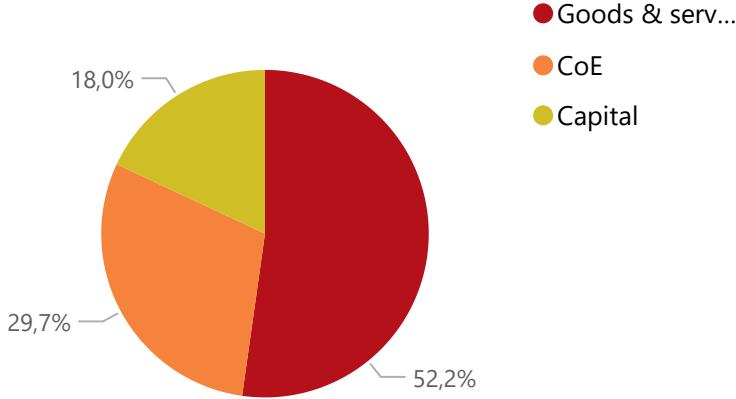


**national treasury**  
Department:  
National Treasury  
REPUBLIC OF SOUTH AFRICA

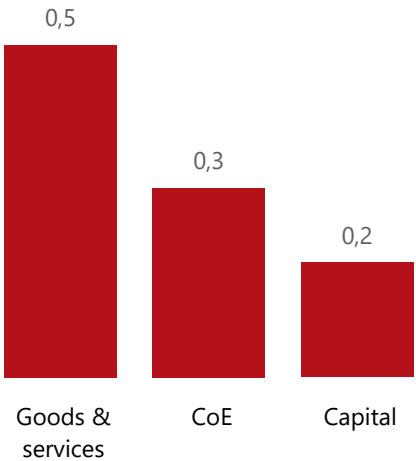
## Actual vs Forecast



## Composition of spending



## Top spending items



## Quarter

3

## Cluster

All

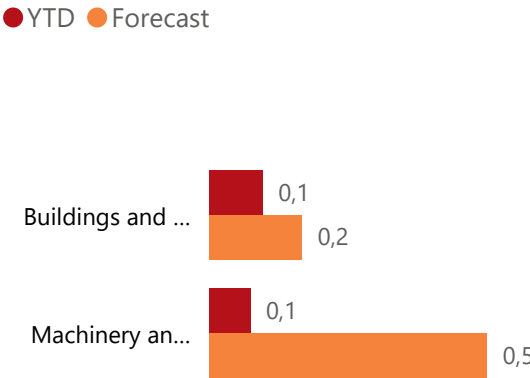
## Department

Home Affairs

## Entity

Government Printing Works

## Capital assets



## Spending

Level 3	Approved	YTD	% YTD
⊕ Goods & services	0,9	0,5	52,2%
⊕ CoE	0,4	0,3	29,7%
⊕ Capital	0,9	0,2	18,0%
Total	2,2	0,9	100,0%